

# Nursery: Beautiful Beast

## 1. Key Vocabulary

### Communication, Language and Literacy

**Language-** A system that people use to communicate

**Word-** Meaningful part of speech

**Understand-** When something makes sense

**Why-** Asking for a reason

**Which-** What one

**Communicate-** Act of giving receiving or sharing information

### Maths

**Fact-** Simple addition that can be learned

**2D shape-** A flat shape

**3D shape-** A solid shape

**Around-** Going along the edge

**Order-** Numbers getting bigger or smaller

### Physical Development/Understanding the world

**Animal-** Living things that can move, eat and uses its senses

**Nature-** All animals, plants in the world that are not made by people

**Growth-** An increase in size

**Human-** People like us

**Village-** Small group of buildings in a countryside

**City-** A place where many people live together

### Expressive Arts and Design

**Use-** To put something into action

**Move-** To change place

**Dance-** To move to music

**Wonderful-** Describes something that is exciting

**Plan-** To make design

**Form-** To make something in the shape or structure of

### Personal Social and Emotional development

**Can-** Be able to

**Work-** A challenging activity

**Must-** Do it

**Safe-** Free from harm or risk

**Independent-** Not needing help

**Win-** To be first

## 2. Curriculum Knowledge

In this topic we will explore and learn about different minibeasts and learn the lifecycles of frogs and butterflies. We will investigate the environments where the different animals live and look at the similarities and differences between species. Children will be supported to use the appropriate vocabulary to describe the features of the minibeasts.



### Drivers:

Enterprise	Communication	Well-Being	Possibilities	Environment
Help your family and community	Explain similarities and differences between minibeasts.	Practice mindfulness, exercise and healthy living whilst home.	Investigate jobs that work with animals and minibeasts.	Make a bug hotel to care for your local wildlife.

## 3. Communication and Language

Over the half term children will be introduced to different book genres to develop their understanding of fiction, non-fiction and poetry. Mad about Minibeasts will help the children to become aware of rhyme and alliteration and activities will support this learning. As children's exposure to words increases as they learn about different minibeast.



A love for reading will continue to be developed through daily story time and children will become more familiar with the way stories are structured and their book skills will develop.

Children will be encouraged to share in their activities and explain what they are doing, responding to 'how' and 'why' questions.



## 4. Personal, Social and Emotional Education


Through a range of teacher led and child initiated activities children will develop their skills of playing cooperatively and listening to each other at home whilst considering others' views and opinions. Children will be able to tolerate delay when needs are not met and understand that wishes may not always be met. They will be more aware of their own feelings and understand that some actions and words can hurt others feelings. Children will enjoy a responsibility of carrying out small tasks.



## 5. Physical Development

Children continue to match their physical skill to task and activities. They will use one handed tools to write and use equipment such as a scissors to make snips.


They will continue moving in sequence, remembering the patterns as they listen to music and rhythm.



## 6. Mathematics

Through songs and activities children will cement their understanding of numbers to 10 and develop their confidence with teen numbers. They will be encouraged to compare two quantities and explore different ways of representing number (e.g. fingers, drawing, numerals).

Children will use the appropriate language to talk about and compare the length of minibeasts and explore shapes and patterning as they create minibeast pictures.







## 7. Literacy

Children will recognise more familiar words and signs. They would begin to learn to sound out their letters confidently which will support them in early reading. They will continue to apply their segmenting and blending skills to read simple words.



When writing, children will begin to form recognisable letters and give meanings to their marks. They will continue working on writing their names independently and clearly.

They will continue to explore books showing off their knowledge of describing different parts of books and demonstrating understanding that different prints have meaning.



## 8. Understanding of the World

In this topic children will develop their understanding of the World. They will comment and ask questions about the natural World and discuss the minibeasts that they have found. Learning about lifecycles, children will develop an understanding of growth and talk about why things happen. Children will show care and concern for the living things they find and the environment where they live.



## 9. Expressive Art and Design

Children will use a range of media, including paint, collage, playdough and junk modelling to represent the different minibeasts that we will investigate. Children will explore music and sounds to learn how minibeasts communicate and the noises they make before learning to move like them, sliding like a snail and fluttering like a butterfly.

