

Nursery: Let's Grow



1. Key Vocabulary:

Communication, Language and Literacy:

- No:** To show or mean something is not allowed
- Go:** To travel or move to another place
- But:** Usually something that is different from what you have said before
- To:** When indicating the place that someone or something visits, moves towards
- His:** Something belongs or relates to a man, boy, or male animal.
- Hers:** Something belongs or relates to a woman, girl, or female animal.

Personal, Social and Emotional Development:

- Enjoy:** Do something that you like doing or you take pleasure in the situation that you are in.
- Want:** You feel a desire or a need for something.
- Need:** You cannot successfully achieve what you want or live properly without it.
- Try:** To attempt to do something.
- Problem:** A situation that is unsatisfactory and causes difficulties for people.
- Surprise:** An unexpected event.

Mathematics:

- Zero:** No quantity or number
- Side:** One of the surfaces forming the outside of a shape or thing.
- Behind:** At the back.
- In front:** The part of a building, object, or person's body that faces forward or is most often seen or used
- Short:** Small in length, distance, or height.
- Long:** Continuing for a large amount of time or measures a great distance from one end to the other.

Physical Development/Understanding of the World:

- Plant:** A living thing that grows in the earth and has a stem, leaves, and roots.
- Seed:** The small, hard part of a plant from which a new plant grows.
- Egg:** Refer to an object in the shape of a hen's egg.
- Rain:** Water that falls from the clouds in small drops.
- Light:** The brightness that lets you see things.
- Dark:** There is not enough light to see properly.

Expressive Arts and Design

- Way:** A direction or particular choice
- Point:** A coloured liquid that is put on a surface such as a wall to decorate it
- Include:** To make something part of something else
- Add:** To put two or more numbers or amounts together to get a total
- Cover:** to put or spread something over something
- Project:** To sing or speak loudly and clear.

2. Curriculum Knowledge

Children will learn that plants are living things and will look closely at how they grow and how to look after them. Children will plant seeds and observe changes over time and this will be linked to our weekly topic books which will give context to plant growth.

Children will have opportunities to develop their literacy skills through topic based writing opportunities, encouraging an independent and enthusiastic approach to mark making.

Children will learn about the importance of keeping healthy and eating healthy food, looking at where fruits and vegetables come from.

	Enterprise	Communication	Well-Being	Possibilities	Environment
Drivers:	Learn about money in practical play, creating a garden centre.	Making scientific observations, describing how we see our seeds growing over time.	Understanding a healthy diet, learning where fruits and vegetables come from.	Jobs involving plants and plant growth	Planting in forest school. Learning about the importance of plants in our ecosystem.

3. Communication and Language

Through play and taking part in focus activities, we will continue to expand our vocabulary and sentence structure as we describe what we are doing and talk about our learning.

Sharing books related to our topic will help us further develop our understanding of stories and respond to questions related to it. We will continue to talk in full sentences when discussing the books and to begin extending our sentences with 'because' when giving opinions.

We will continue to develop our conversational skills with adults and friends and learn to hold a conversation for many turns.



4. Personal, Social and Emotional Development

We will conduct weekly circle time sessions to discuss how we feel and what has made us feel that way.

We will talk about events that have happened and how it is ok to feel different emotions.

We will spend time reflecting on the feelings of others and talk about our similarities and differences.

We will work together with our friends at school to solve any problems and will listen to stories and have discussions to help us in this.



5. Physical Development

We will develop our gross and fine motor skills through planting and digging activities. We will learn how to use gardening tools safely and purposefully.

We will learn about healthy choices with regards to food, drink and the importance of keeping good personal hygiene. We will talk about the importance of a good sleep and discuss the impact of physical activity on our bodies.

We will continue to experiment with mark making and using various writing, drawing and cutting tools to develop our fine motor skills for writing.




6. Mathematics

Using the context of plants we will develop our knowledge of numbers, for example by counting vegetables in trays with soil, counting leaves, seeds and fruit. We will become familiar with the concept of more and fewer and use this mathematical language to compare groups of objects.


We will continue to count with 1 to 1 correspondence, saying one number name for each object and will count to find the number of objects, actions or sounds in a group.

We will develop our knowledge of time by discussing days of the week and months of the year, as well as using words including first, then, etc. We will continue our shape learning by making shape pictures and looking for patterns in the natural world. We will look at size and length, checking how our plants grow over the course of time.




7. Literacy

Each week children will be introduced to a text relating to our topic of plants. We will focus on listening to longer stories and spend time discussing the events of the story, orally retelling the story in the correct order. Children will continue to discuss book features and make predictions throughout reading, relating events to their own personal experiences when it is relevant and helps to form clear sentences.



Through focus books, children will continue to answer 'what', 'when' and 'why' questions, further developing their reasoning skills.

Children will be learning letter names and the sounds they make and blend these together to make words. As part of phonics development children will also listen to rhymes and identify similarities in rhyming words. From extended talking opportunities, children will continue to mark make to represent words. Children will have opportunities to write lists and recordings of seed growth and will explain the marks they make and how they show words. A tripod grip will be encouraged when holding their pencil to allow for correct letter formation.

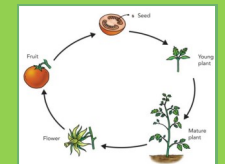


8. Understanding the World

We will use hands on exploration of living things to look closely at how plants grow. We will plant seeds and observe them closely over time, showing care towards living things and nurturing it to help it grow. We will conduct simple science experiments, discussing what helps the plants grow and what stops them from developing.

We will talk about the things we observe in the natural world and discuss the changes that we can see around us.

We will learn about the seasons and how the weather changes and affects the natural world around us.



9. Expressive Art and Design

Children will explore materials freely and decide how to use them to create desired effects. They will create paintbrushes from natural objects and explore colour mixing. Colour will be looked at closely as we will use art to express our emotions. Modelling and papier mache will be used to create 3D models of vegetables.

With careful observation, children will recreate art shown in book illustrations looking closely at different textures. We will sing songs related to our topic, learning the words and introducing actions.

